

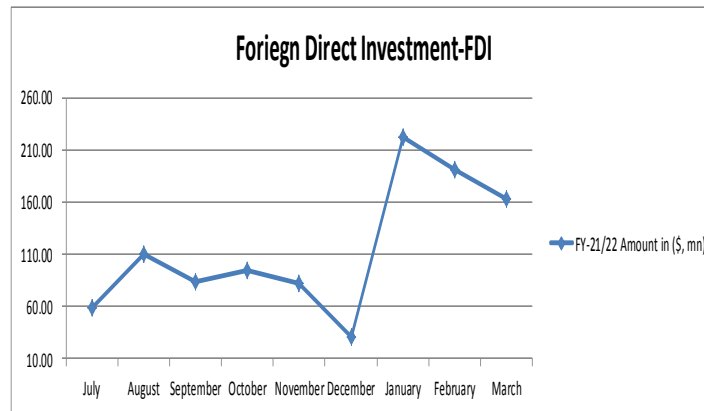
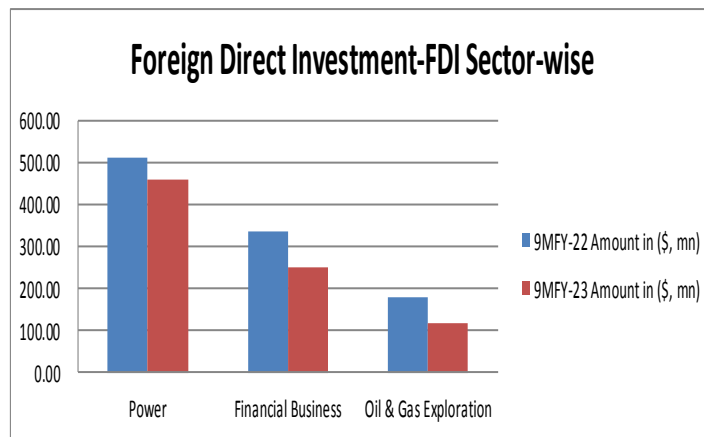
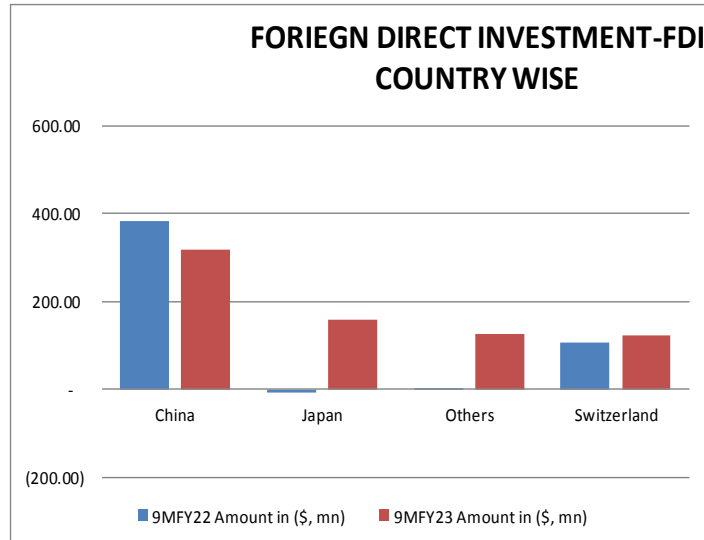
27th April 2023

DAILY MARKET REVIEW

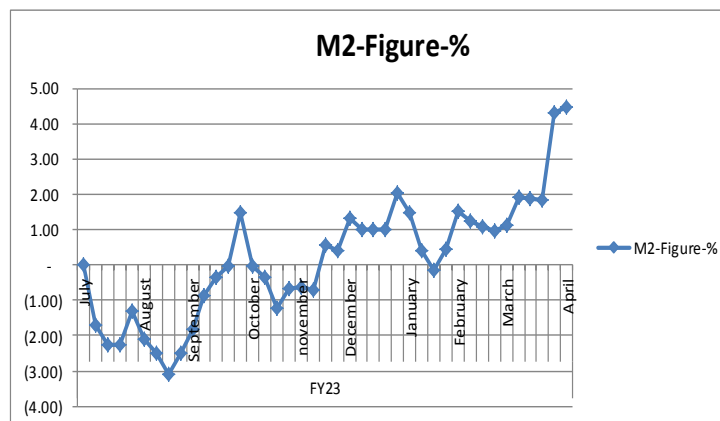
KEY PAKISTAN STATS & ECONOMIC INDICATORS			
Items	Period	Unit	Figure
Foreign Exchange-FX-Reserves			
FX-Reserves-WoW	14-Apr-23	USD bn	9.964
FE-25 Import Financing	Mar, 2023	USD bn	1.19
SBP Forward/Swap Position	Feb, 2023	USD bn	(5.72)
Net International Reserves-NIR (EST)	14-Apr-23	USD bn	(28.30)
Kerb USD/PKR	27-Apr-23	Bid/Ask	288.00/290.30
Real Effective Exchange Rate-REER	Feb, 2023	Rs	86.45
Roshan Digital Account-RDA	9MFY23	USD bn	5.97
Consumer Price Index-CPI			
Sensitive Price Index-SPI-WoW	19-Apr-23	bps	251.83
CPI (YoY)	Mar, 2023	%	35.40
CPI- (MoM)	Mar, 2023	%	3.70
CPI-Urban-YoY	Mar, 2023	%	33.00
CPI-Rural-YoY	Mar, 2023	%	38.90
PAK CPI-YoY minus US CPI-YoY	35.40%-6.00%	%	29.40
Broad Money Supply-M2 Growth:			
M2 Growth-YoY	1 Jul 22 To 7 Apr 23	%	4.46
Net Govt. Sector Borrowing	1 Jul 22 To 7 Apr 23	Rs trn	2.27
GOVT. Borrowing for budgetary support from SBP	1 Jul 22 To 7 Apr 23	Rs trn	2.31
Private Sector Credit-PSC	1 Jul 22 To 7 Apr 23	Rs bn	194.69
Govt. Foreign Commercial Banks Borrowing	9MFY-23	USD mn	900.00
Policy Rate			
SBP Policy Rate	FY-23 YTD	%	21.00
SBP O/N REPO & Reserve REPO Rate	Floor & Ceiling	%	20.00-22.00
SBP PR minus USD FED Fund Rate	21.00%-5.00%	%	16.00
1-Year KIBOR minus 1-Year LIBOR	21.76-5.20%	%	16.56
FX-Economic Data			
Foreign Direct Investment-FDI	9MFY-23	USD bn	1.05
Home Remittance	9MFY-23	USD bn	20.526
Trade Bal-S/(D)	9MFY-23	USD bn	(20.64)
CAB-S/(D)	9MFY-23	USD bn	(3.37)
Special Convertible Rupee Account-SCRA			
SCRA-Cumulative inflow/(outflow)	July 22 till date	USD bn	(95.08)
SCRA-MTB+PIB inflow/(outflow)	July 22 till date	USD bn	(41.59)
Govt., Circular Debt & External Liabilities			
Govt. Domestic Debt & Liabilities	As at 31-1-2023	Rs trn	34.86
External Debt	As at 31-12-2022	USD bn	126.345
Central Debt	As at 31-1-2023	Rs trn	54.942

ECONOMIC DATA:

✓ Foreign Direct Investment-FDI for 9MFY23


Broad Money Supply-M2-Growth-%

Broad Money Supply-M2 GROWTH-%				
Data	Unit	7-Apr-23	31-Mar-23	8-Apr-22
M2-Growth	%	4.46	4.32	3.05



Interbank READY Rates- PKR-Rs 27-Apr-23		
Open	283.50	Last Day
High	283.95	Close-LDC
Low	283.50	283.39
Close	283.93	

DAILY USD/PKR SWAP YIELDS-%			
PERIOD	SWAP	Change in Premiums	Swap Implied PKR Yield
1-Week	1.1250	0.0867	25.49%
2-Week	1.9500	0.2442	22.76%
1-Month	3.7000	0.5468	20.23%
2-Month	5.7000	0.5732	16.98%
3-Month	7.6250	0.8245	15.98%
4-Month	8.6000	0.5877	14.23%
5-Month	10.2500	0.8083	13.88%
6-Month	12.0000	0.9279	13.81%
9-Month	14.0000	0.7134	11.87%
1-Year	16.0000	0.5661	10.79%

MONEY Market-MM Rates-% 27-Apr-23		
Open	21.00	Last Day
High	21.20	Close-LDC
Low	20.50	20.75
Close	21.00	

KIBOR AND PKRV RATES (%) 26-Apr-23		
Tenor	KIBOR-%	PKRV Rates-%
1-M	21.13	21.34
3-M	21.82	21.86
6-M	21.83	21.80
12-M	21.77	21.77

Pakistan Investment Bonds-PIB			
Period	14-Apr-23	27-Apr-23	
	Cut Off Yields-%	Bid-%	Ask -%
3-Yrs	18.3899	18.10	18.00
5-Yrs	13.8000	15.25	15.00
10-Yrs-Fixed	12.9500	15.00	14.20
Floating	17.8255	102	101.75
15-yrs*	-	15.15	
20-yrs*	-	15.14	

Market Treasury Bills-MTB			
Tenor	20-Apr-23	27-Apr-23	
	Cut Off Yields-%	Bid-%	Ask-%
3-M	21.9999	21.89	21.83
6-M	21.9789	17.15	16.80
12-M	21.9901	17.15	16.80

Note: * The secondary yields for 15 & 20-years Bonds are not available, so instead of leaving it blank, we inputted PKRV Rates.