

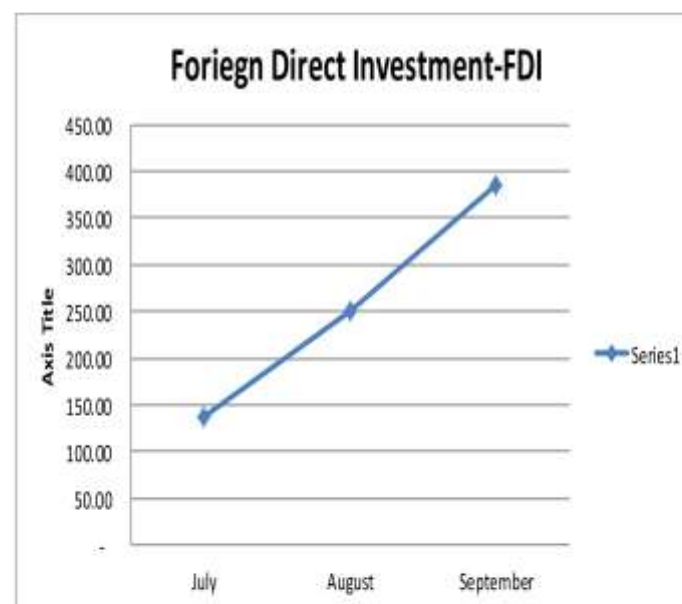
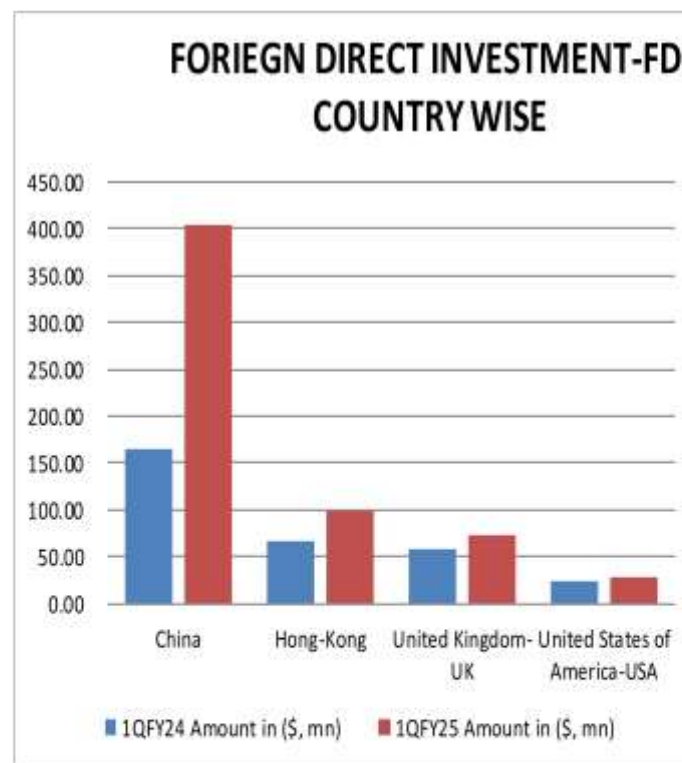
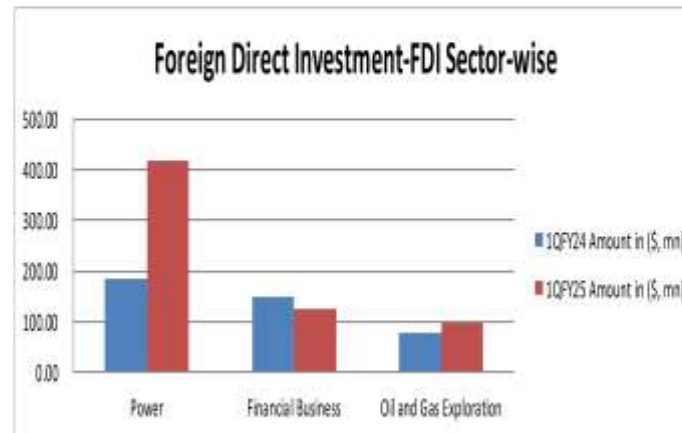
24th October 2024

DAILY MARKET REVIEW

KEY PAKISTAN STATS & ECONOMIC INDICATORS			
Items	Period	Unit	Figure
Foreign Exchange-FX-Reserves			
FX-Reserves-WoW	11-Oct-24	USD bn	16.111
FE-25 Import Financing	June, 2024	USD bn	1.36
SBP Forward/Swap Position	June, 2024	USD bn	3.45
Net International Reserves-NIR (EST)	11-Oct-24	USD bn	(19.36)
Kerb USD/PKR-Buying/Selling Avg. Rate	24-Oct-24	Rs	279.05
Real Effective Exchange Rate-REER	July, 2024	Rs	101.47
Net Roshan Digital Account-RDA	Sep 20 to 1MFY25	USD bn	1.45
Consumer Price Index-CPI			
Sensitive Price Index-SPI-WoW	17-Oct-24	bps	319.79
General Head Line CPI-YoY	Sep, 2024	%	6.90
Core CPI-Non Food Non Energy- NFNE-Rural-YoY	Sep, 2024	%	12.10
Core CPI-Non Food Non Energy- NFNE-Urban-YoY	Sep, 2024	%	9.30
Core CPI-20% Weighted Trimmed-Rural-YoY	Sep, 2024	%	7.40
Core CPI-20% Weighted Trimmed-Urban-YoY	Sep, 2024	%	7.10
General Head Line CPI-Rural-YoY	Sep, 2024	%	3.60
General Head Line CPI-Urban-YoY	Sep, 2024	%	9.30
General Head Line CPI-MoM	Sep, 2024	%	(0.50)
Average CPI	1QFY25	%	9.20
PAK CPI-YoY minus US CPI-YoY	6.90-2.50	%	4.40
Broad Money Supply-M2 Growth			
M2 Growth-YoY	1 Jul 23 To 11 Oct 24	%	(1.77)
Net Govt. Sector Borrowing	1 Jul 23 To 11 Oct 24	Rs bn	(1,260.04)
GOVT. Borrowing for budgetary support from SBP	1 Jul 23 To 11 Oct 24	Rs bn	(1,015.09)
Private Sector Credit-PSC	1 Jul 23 To 11 Oct 24	Rs bn	(240.94)
Govt. Foreign Commercial Banks Borrowing	1MFY25	USD mn	0.00
Policy Rate-PR			
SBP Policy Rate	FY-25 YTD	%	17.50
SBP O/N REPO & Reserve REPO Rate	Floor & Ceiling	%	16.50-18.50
SBP PR minus USD FED Fund Rate	17.50-5.00	%	12.50
1-Year NIBOR minus 1-Year LIBOR	13.56-4.40	%	9.16
FX-Economic Data			
Foreign Direct Investment-FDI	1QFY-25	USD mn	771.10
Home Remittance	1QFY-25	USD bn	8.785
Trade Bal-S/(D)	1QFY-25	USD bn	(7.42)
CAB-S/(D)	1QFY-25	USD mn	(98.00)
Special Convertible Rupee Account-SCRA			
SCRA-Cumulative inflow/outflow	July 23 to date	USD mn	244.23
SCRA-MTB+PIB inflow/outflow	July 23 to date	USD bn	302.03
Govt., Circular Debt & External Liabilities			
Govt. Domestic Debt & Liabilities	As at 31-7-2024	Rs tm	48.06
External Debt	As at 30-6-2024	USD bn	130.5
Central Govt. Debt (Domestic + External)	As at 31-8-2024	Rs tm	70.362

ECONOMIC DATA

✓ Foreign Direct Investment-FDI for 1QFT25



Interbank READY Rates- PKR-Rs 24-Oct-24		
Open	277.85	Last Day Close
Close	277.85	277.73

DAILY USD/PKR SWAP YIELDS-%			
PERIOD	SWAP	Change in Premiums	Swap Implied PKR Yield
1-Week	(0.050)	(0.0534)	4.10%
2-Week	0.025	(0.0481)	5.25%
1-Month	0.225	(0.1994)	5.91%
2-Month	0.750	(0.2757)	6.52%
3-Month	1.600	(0.2349)	7.16%
4-Month	2.550	(0.1810)	7.56%
5-Month	3.600	(0.1050)	7.96%
6-Month	4.625	(0.2236)	8.00%
9-Month	10.000	(0.6826)	9.56%
1-Year	14.000	(0.6153)	9.37%

MONEY Market-MM Over-Night- O/N Rates-% 24-Oct-24		
Open	17.75	Last Day Close-LDC
High	18.00	
Low	17.50	17.75
Close	17.70	

KIBOR AND PKRV RATES (%) 23-Oct-24		
Tenor	KIBOR-%	PKRV Rates-%
1-M	16.73	17.01
3-M	15.08	14.24
6-M	14.18	13.80
12-M	13.40	13.22

Pakistan Investment Bonds-PIB's			
Period	18-Oct-24	24-Oct-24	
	Cut Off Yields-%	Bid-%	Ask-%
2-Yrs	13.2400	12.9	
3-Yrs	12.5000	12.00	11.80
5-Yrs	12.7880	12.25	12.15
10-Yrs	12.9770	12.40	12.00
15-yrs*		12.08	
20-yrs*	-	12.05	

Market Treasury Bills-MTB			
Tenor	17-Oct-24	24-Oct-24	
	Cut Off Yields-%	Bid-%	Ask-%
3-M	15.2994	14.00	13.90
6-M	14.3430	13.80	13.70
12-M	13.7350	13.45	13.10