

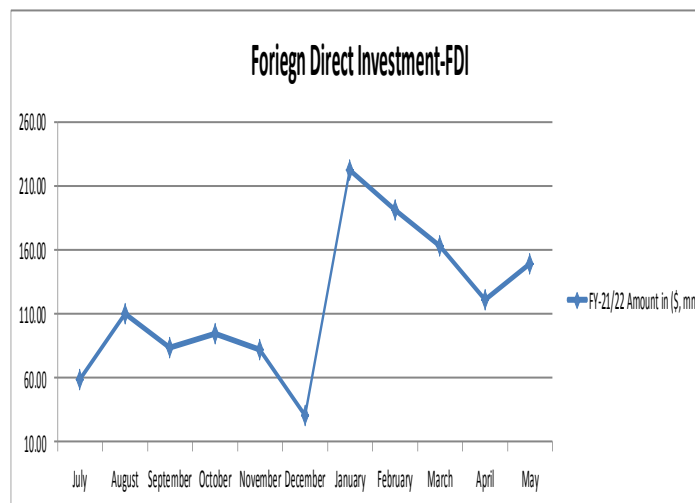
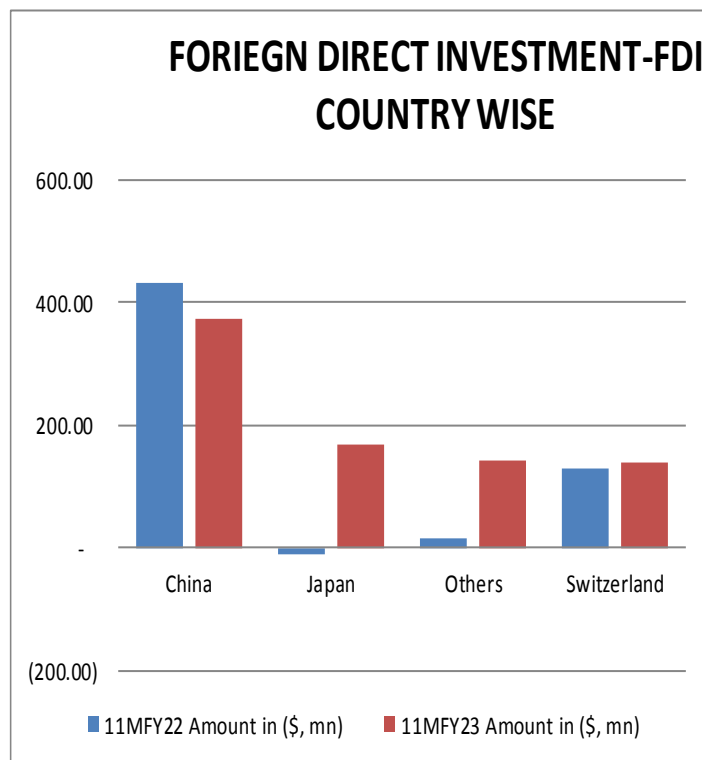
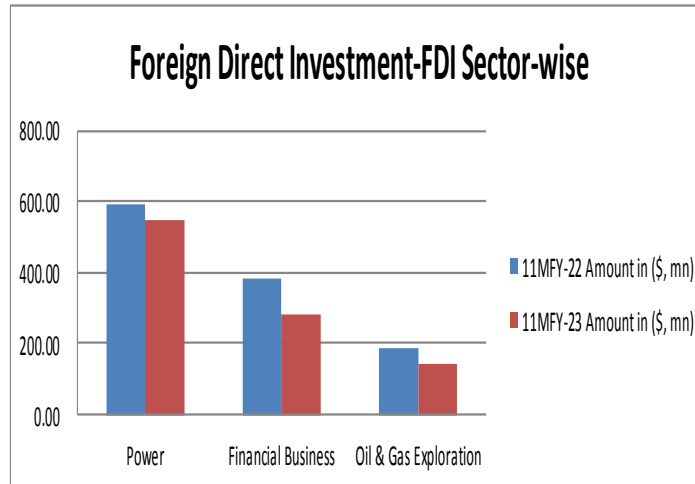
20th June 2023

DAILY MARKET REVIEW

KEY PAKISTAN STATS & ECONOMIC INDICATORS			
Items	Period	Unit	Figure
Foreign Exchange-FX-Reserves			
FX-Reserves-WoW	9-Jun-23	USD bn	9.378
FE-25 Import Financing	Apr, 2023	USD bn	1.15
SBP Forward/Swap Position	Apr, 2023	USD bn	(4.81)
Net International Reserves-NIR (EST)	9-Jun-23	USD bn	(27.80)
Kerb USD/PKR	20-Jun-23	Bid/Ask	290.00/293.00
Real Effective Exchange Rate-REER	May, 2023	Rs	87.15
Roshan Digital Account-RDA	11MFY23	USD bn	6.22
Consumer Price Index-CPI			
Sensitive Price Index-SPI-WoW	8-Jun-23	bps	255.17
CPI (YoY)	May, 2023	%	38.00
CPI- (MoM)	May, 2023	%	1.60
CPI-Urban-YoY	May, 2023	%	35.10
CPI-Rural-YoY	May, 2023	%	42.20
PAK CPI-YoY minus US CPI-YoY	38.00%-4.90%	%	33.10
Broad Money Supply-M2 Growth:			
M2 Growth-YoY	1 Jul 22 To 2 June 23	%	8.94
Net Govt. Sector Borrowing	1 Jul 22 To 2 June 23	Rs trn	3.38
GOVT. Borrowing for budgetary support from SBP	1 Jul 22 To 2 June 23	Rs trn	2.98
Private Sector Credit-PSC	1 Jul 22 To 2 June 23	Rs bn	25.38
Govt. Foreign Commercial Banks Borrowing	10MFY-23	USD mn	900.00
Policy Rate			
SBP Policy Rate	FY-23 YTD	%	21.00
SBP O/N REPO & Reserve REPO Rate	Floor & Ceiling	%	20.00-22.00
SBP PR minus USD FED Fund Rate	21.00%-5.00%	%	16.00
1-Year KIBOR minus 1-Year LIBOR	21.89-5.79%	%	16.10
FX-Economic Data			
Foreign Direct Investment-FDI	11MFY-23	USD bn	1.32
Home Remittance	11MFY-23	USD bn	24.831
Trade Bal-S/(D)	10MFY-23	USD bn	(22.39)
CAB-S/(D)	10MFY-23	USD bn	(3.26)
Special Convertible Rupee Account-SCRA			
SCRA-Cumulative inflow/(outflow)	July 22 till date	USD bn	(135.98)
SCRA-MTB+PIB inflow/(outflow)	July 22 till date	USD bn	(42.01)
Govt., Circular Debt & External Liabilities			
Govt. Domestic Debt & Liabilities	As at 31-3-2023	Rs trn	35.36
External Debt	As at 31-3-2023	USD bn	12.726
Central Debt	As at 30-4-2023	Rs trn	58.598

ECONOMIC DATA:

✓ Foreign Direct Investment-FDI



Interbank READY Rates-PKR-Rs			
20-Jun-23		Last Day Close-LDC	
Open	287.30		
High	287.40		
Low	287.20	287.20	
Close	287.22		
DAILY USD/PKR SWAP YIELDS-%			
PERIOD	SWAP	Change in Premiums	Swap Implied PKR Yield
1-Week	0.9046	(0.0404)	21.52%
2-Week	1.3901	(0.1099)	17.76%
1-Month	2.2087	(0.2413)	14.27%
2-Month	3.4909	(0.5091)	12.64%
3-Month	5.4453	(0.3547)	13.14%
4-Month	6.9709	(0.2791)	12.78%
5-Month	8.1189	(0.2811)	12.36%
6-Month	9.4611	(0.3889)	12.30%
9-Month	12.3066	(0.4434)	11.40%
1-Year	16.2782	(0.4718)	11.41%
MONEY Market-MM Rates-%			
20-Jun-23		Last Day Close-LDC	
Open	21.00		
High	21.25		
Low	20.90	21.90	
Close	21.10		
KIBOR AND PKRV RATES (%)			19-Jun-23
Tenor	KIBOR-%	PKRV Rates-%	
1-M	21.15	21.53	
3-M	21.85	21.98	
6-M	21.86	21.98	
12-M	21.86	21.98	
Pakistan Investment Bonds-PIB			
Period	16-June-23	20-Jun-23	
	Cut Off Yields-%	Bid-%	Ask-%
3-Yrs	19.3500	19.30	19.00
5-Yrs	13.8000	15.35	15.10
10-Yrs-Fixed	12.9500	15.00	14.20
Floating	17.8255	102	101.75
15-yrs*	-	15.15	
20-yrs*	-	15.15	
Market Treasury Bills-MTB			
Tenor	15-Jun-23	20-Jun-23	
	Cut Off Yields-%	Bid-%	Ask-%
3-M	21.9999	21.98	21.96
6-M	21.9890	21.80	21.60
12-M	21.9997	17.15	16.80
Note: * The secondary yields for 15 & 20-years Bonds are not available, so instead of leaving it blank, we inputted PKRV Rates.			