

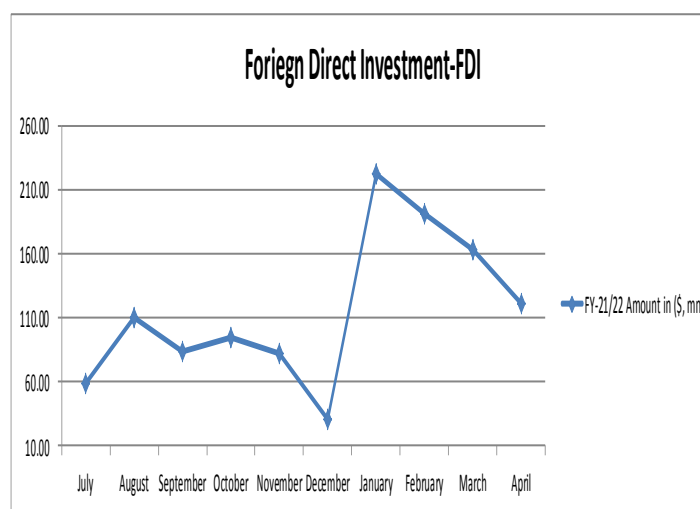
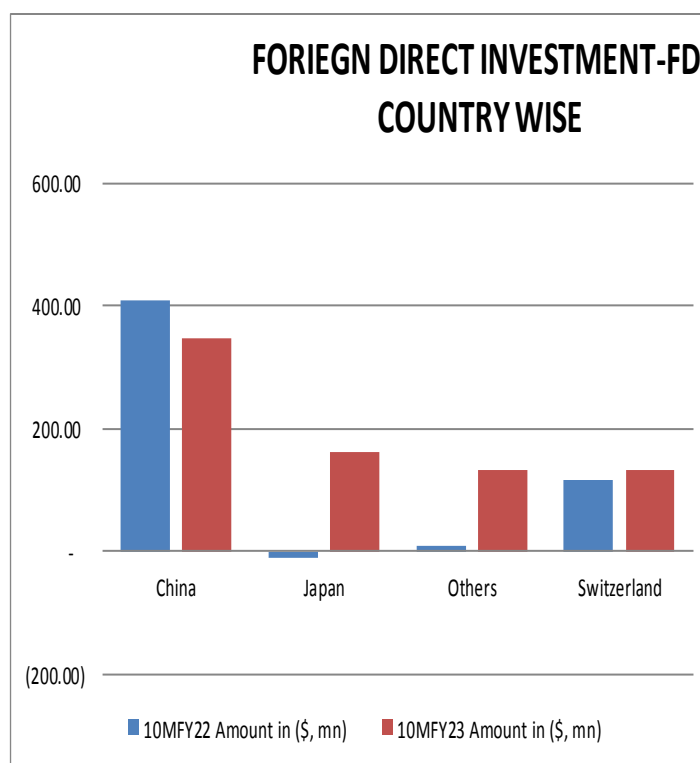
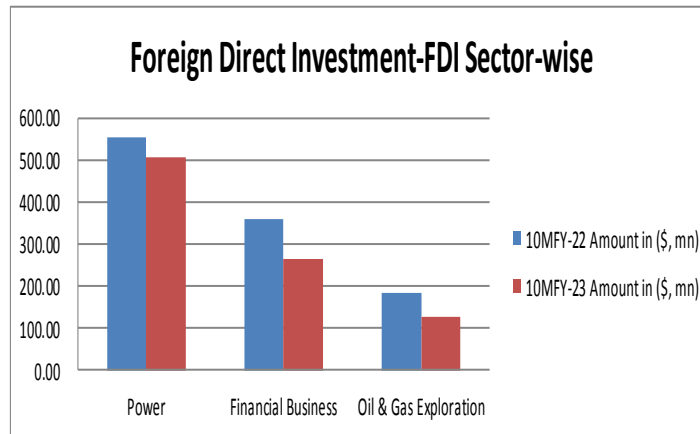
17th May 2023

DAILY MARKET REVIEW

KEY PAKISTAN STATS & ECONOMIC INDICATORS			
Items	Period	Unit	Figure
Foreign Exchange-FX-Reserves			
FX-Reserves-WoW	5-May-23	USD bn	9.99
FE-25 Import Financing	Mar, 2023	USD bn	1.19
SBP Forward/Swap Position	Mar, 2023	USD bn	(4.79)
Net International Reserves-NIR (EST)	28-Apr-23	USD bn	(27.41)
Kerb USD/PKR	17-May-23	Bid/Ask	298.00/303.00
Real Effective Exchange Rate-REER	Mar, 2023	Rs	85.62
Roshan Digital Account-RDA	10MFY23	USD bn	6.10
Consumer Price Index-CPI			
Sensitive Price Index-SPI-WoW	11-May-23	bps	255.53
CPI (YoY)	Apr, 2023	%	36.40
CPI- (MoM)	Apr, 2023	%	2.40
CPI-Urban-YoY	Apr, 2023	%	33.50
CPI-Rural-YoY	Apr, 2023	%	40.70
PAK CPI-YoY minus US CPI-YoY	36.40%-4.90%	%	31.50
Broad Money Supply-M2 Growth:			
M2 Growth-YoY	1 Jul 22 To 28 Apr 23	%	5.99
Net Govt. Sector Borrowing	1 Jul 22 To 28 Apr 23	Rs trn	2.63
GOVT. Borrowing for budgetary support from SBP	1 Jul 22 To 28 Apr 23	Rs trn	2.43
Private Sector Credit-PSC	1 Jul 22 To 28 Apr 23	Rs bn	257.76
Govt. Foreign Commercial Banks Borrowing	9MFY-23	USD mn	900.00
Policy Rate			
SBP Policy Rate	FY-23 YTD	%	21.00
SBP O/N REPO & Reserve REPO Rate	Floor & Ceiling	%	20.00-22.00
SBP PR minus USD FED Fund Rate	21.00%-5.00%	%	16.00
1-Year KIBOR minus 1-Year LIBOR	21.84-5.26%	%	16.58
FX-Economic Data			
Foreign Direct Investment-FDI	10MFY-23	USD bn	1.17
Home Remittance	10MFY-23	USD bn	22.741
Trade Bal-S/(D)	9MFY-23	USD bn	(20.64)
CAB-S/(D)	9MFY-23	USD bn	(3.37)
Special Convertible Rupee Account-SCRA			
SCRA-Cumulative inflow/(outflow)	July 22 till date	USD bn	(94.38)
SCRA-MTB+PIB inflow/(outflow)	July 22 till date	USD bn	(41.01)
Govt., Circular Debt & External Liabilities			
Govt. Domestic Debt & Liabilities	As at 28-2-2023	Rs trn	34.67
External Debt	As at 31-12-2022	USD bn	126.345
Central Debt	As at 28-2-2023	Rs trn	54.353

ECONOMIC DATA:

✓ Foreign Direct Investment-FDI for the month of April 2023



Interbank READY Rates- 17-May-23			
PKR-Rs			
Open	284.90	Last Day	
High	285.50	Close-LDC	
Low	284.75	284.96	
Close	285.40		
DAILY USD/PKR SWAP YIELDS-%			
PERIOD	SWAP	Change in Premiums	Swap Implied PKR Yield
1-Week	1.0666	0.0073	24.56%
2-Week	2.0840	0.0142	24.12%
1-Month	4.3753	0.1950	23.15%
2-Month	5.9517	(0.2552)	17.62%
3-Month	7.9288	(0.3459)	16.47%
4-Month	9.9476	(0.0763)	15.69%
5-Month	11.8175	(0.1894)	15.25%
6-Month	13.8112	(0.4023)	15.15%
9-Month	15.9721	(0.3667)	12.85%
1-Year	19.6436	(0.2319)	12.09%
MONEY Market-MM 17-May-23			
Rates-%			
Open	20.25	Last Day	
High	20.25	Close-LDC	
Low	20.05	20.10	
Close	20.10		
KIBOR AND PKRV RATES (%)			16-May-23
Tenor	KIBOR-%	PKRV Rates-%	
1-M	20.91	20.81	
3-M	21.74	21.85	
6-M	21.78	21.77	
12-M	21.84	21.86	
Pakistan Investment Bonds-PIB			
Period	11-May-23	17-May-23	
	Cut Off Yields-%	Bid-%	Ask-%
3-Yrs	19.3895	19.15	19.00
5-Yrs	13.8000	15.20	15.00
10-Yrs-Fixed	12.9500	15.00	14.20
Floating	17.8255	102	101.75
15-yrs*	-	15.15	
20-yrs*	-	15.15	
Market Treasury Bills-MTB			
Tenor	4-May-23	17-May-23	
	Cut Off Yields-%	Bid-%	Ask-%
3-M	21.9996	21.87	21.82
6-M	21.9616	21.80	21.60
12-M	21.9997	17.15	16.80
Note: * The secondary yields for 15 & 20-years Bonds are not available, so instead of leaving it blank, we inputted PKRV Rates.			