

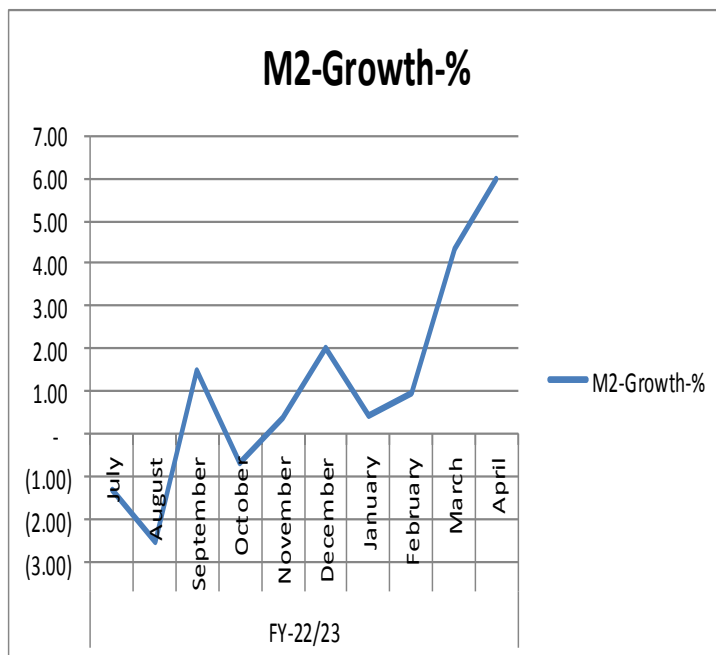
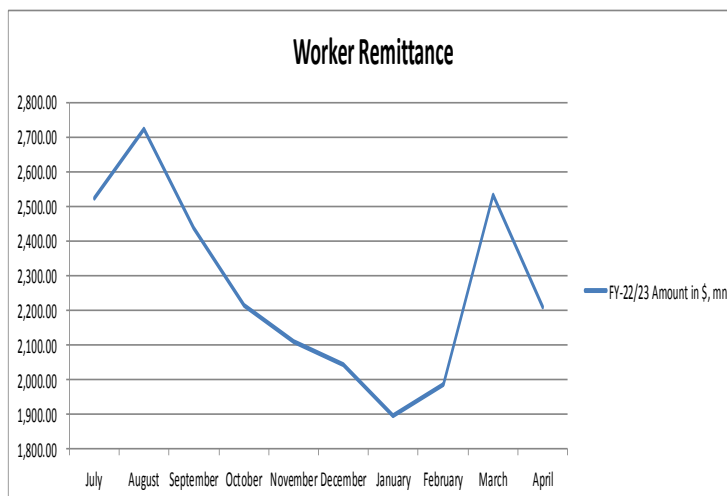
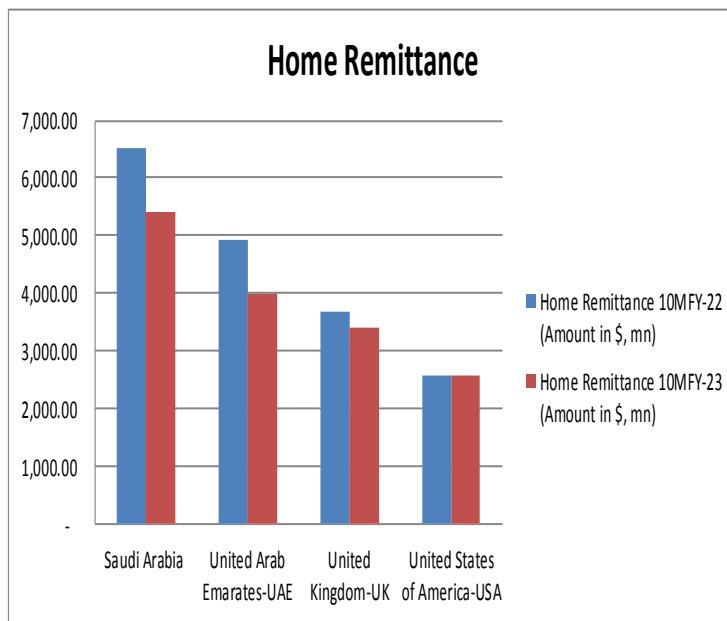
**11<sup>th</sup> May 2023** **DAILY MARKET REVIEW**

KEY PAKISTAN STATS & ECONOMIC INDICATORS			
Items	Period	Unit	Figure
<b>Foreign Exchange-FX-Reserves</b>			
FX-Reserves-WoW	28-Apr-23	USD bn	10.043
FE-25 Import Financing	Mar, 2023	USD bn	1.19
SBP Forward/Swap Position	Mar, 2023	USD bn	(4.79)
Net International Reserves-NIR (EST)	28-Apr-23	USD bn	(27.34)
Kerb USD/PKR	11-May-23	Bid/Ask	295.00/304.00
Real Effective Exchange Rate-REER	Mar, 2023	Rs	85.62
Roshan Digital Account-RDA	9MFY23	USD bn	5.97
<b>Consumer Price Index-CPI</b>			
Sensitive Price Index-SPI-WoW	4-May-23	bps	254.84
CPI (YoY)	Apr, 2023	%	36.40
CPI- (MoM)	Apr, 2023	%	2.40
CPI-Urban-YoY	Apr, 2023	%	33.50
CPI-Rural-YoY	Apr, 2023	%	40.70
PAK CPI-YoY minus US CPI-YoY	36.40%-5.00%	%	31.40
<b>Broad Money Supply-M2 Growth:</b>			
M2 Growth-YoY	1 Jul 22 To 28 Apr 23	%	5.99
Net Govt. Sector Borrowing	1 Jul 22 To 28 Apr 23	Rs trn	2.63
GOVT. Borrowing for budgetary support from SBP	1 Jul 22 To 28 Apr 23	Rs trn	2.43
Private Sector Credit-PSC	1 Jul 22 To 28 Apr 23	Rs bn	257.76
Govt. Foreign Commercial Banks Borrowing	9MFY-23	USD mn	900.00
<b>Policy Rate</b>			
SBP Policy Rate	FY-23 YTD	%	21.00
SBP O/N REPO & Reserve REPO Rate	Floor & Ceiling	%	20.00-22.00
SBP PR minus USD FED Fund Rate	21.00%-5.00%	%	16.00
1-Year KIBOR minus 1-Year LIBOR	21.84-5.26%	%	16.58
<b>FX-Economic Data</b>			
Foreign Direct Investment-FDI	9MFY-23	USD bn	1.05
Home Remittance	10MFY-23	USD bn	22.741
Trade Bal-S/(D)	9MFY-23	USD bn	(20.64)
CAB-S/(D)	9MFY-23	USD bn	(3.37)
<b>Special Convertible Rupee Account-SCRA</b>			
SCRA-Cumulative inflow/(outflow)	July 22 till date	USD bn	(94.38)
SCRA-MTB+PIB inflow/(outflow)	July 22 till date	USD bn	(41.01)
<b>Govt., Circular Debt &amp; External Liabilities</b>			
Govt. Domestic Debt & Liabilities	As at 28-2-2023	Rs trn	34.67
External Debt	As at 31-12-2022	USD bn	126.345
Central Debt	As at 28-2-2023	Rs trn	54.353

**ECONOMIC DATA:**

 ✓ **Broad Money Supply-M2 Growth-%**

Broad Money Supply-M2 GROWTH-%				
Data	Unit	28-Apr-23	21-Apr-23	29-Apr-22
M2-Growth	%	5.99	5.40	5.96


**Home Remittance for April 2023**


Interbank READY Rates- PKR-Rs		
11-May-23		
Open	292.00	Last Day
High	299.00	Close-LDC
Low	291.00	290.22
Close	298.93	

DAILY USD/PKR SWAP YIELDS-%			
PERIOD	SWAP	Change in Premiums	Swap Implied PKR Yield
1-Week	1.0627	0.0877	23.61%
2-Week	1.8929	0.1429	21.59%
1-Month	3.8813	0.2813	20.39%
2-Month	5.8011	0.3011	16.75%
3-Month	7.7022	0.5022	15.66%
4-Month	9.5735	0.4735	14.85%
5-Month	11.4768	0.1018	14.53%
6-Month	13.4040	0.9040	14.43%
9-Month	15.8181	0.8181	12.44%
1-Year	19.3313	0.8313	11.67%

MONEY Market-MM Rates-%		
11-May-23		
Open	20.10	Last Day
High	20.10	Close-LDC
Low	20.05	20.10
Close	20.05	

KIBOR AND PKRV RATES (%)		
10-May-23		
Tenor	KIBOR-%	PKRV Rates-%
1-M	20.95	20.96
3-M	21.79	21.79
6-M	21.83	21.87
12-M	21.86	21.88

Pakistan Investment Bonds-PIB			
Period	11-May-23	11-May-23	
	Cut Off Yields-%	Bid-%	Ask-%
3-Yrs	19.3895	19.15	18.90
5-Yrs	13.8000	15.25	15.15
10-Yrs-Fixed	12.9500	15.00	14.20
Floating	17.8255	102	101.75
15-yrs*	-	15.15	
20-yrs*	-	15.15	

Market Treasury Bills-MTB			
Tenor	4-May-23	11-May-23	
	Cut Off Yields-%	Bid-%	Ask-%
3-M	21.9996	21.80	21.72
6-M	21.9616	17.15	16.80
12-M	21.9997	17.15	16.80

Note: \* The secondary yields for 15 & 20-years Bonds are not available, so instead of leaving it blank, we inputted PKRV Rates.